

DIMLUX

MANUAL ULTRA OPTICS REFLECTORS



1




REMOVE LAMP(S) BEFORE REPLACEMENT

2



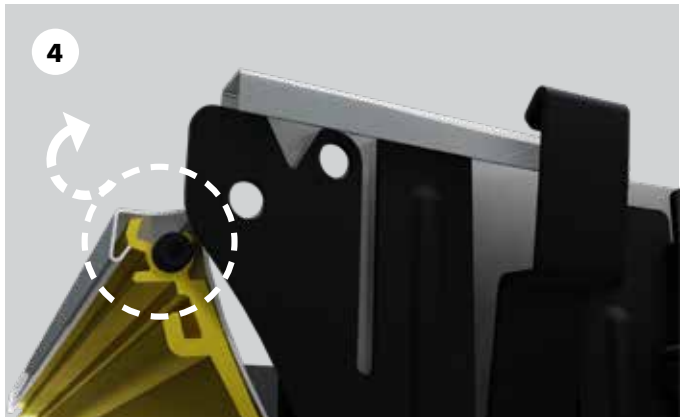
Open reflector fully

3




Open reflector fully

4



Pry open reflector edge from casing using a spudger tool

5



Lift reflector up and remove

6

Discard reflector

7

Insert new reflector in reverse order

9

Insert bulb and test.

⚠ Always dispose of old reflectors, do not re-use, as performance will be severely affected.



© DimLux & Ultra Optics are registered trademarks of *airsupplier*